



R.H. Memorial Public School

Social Reforms By Education With Edutainment

(Affiliated to CBSE, New Delhi, Affiliation No : 531024, School Code : 40972)

Sec-87, KANKROLA (GURUGRAM)



HOLIDAY'S HOMEWORK

Name- _____

Class- _____

FIVE DOMAINS OF CHILD DEVELOPMENT

1. **COGNITIVE DEVELOPMENT**
2. **SOCIO EMOTIONAL DEVELOPMENT**
3. **EARLY LITERACY LANGUAGE DEVELOPMENT**
4. **PHYSICAL DEVELOPMENT**
(FINE MOTOR AND GROSS MOTOR)
5. **CREATIVE ART & AESTHETIC APPRECIATION**



Domain	Description of Development
Physical	growth in size and weight, development of senses and physical skills
Cognitive	brain and intellectual development
Social	Ability to interact with others
Emotional	Ability to self-regulate emotions, sense of identity and self-esteem
Language	ability to communicate through listening, speech, and writing

RH MEMORIAL PUBLIC SCHOOL

ENGLISH:- -Handwriting practice on daily basis on writing book.

हिन्दी- प्रतिदिन एक पेज सुलेख लिखो, बारहखड़ी का अभ्यास करो

MATHEMATICS- Write and learn table 2 to 10, Numbers name 1 to 20, counting 1 to 100, Recounting 100 to 1 on daily basis.

EVS :- 1.Revise My body , 2. My Body helps Me

Cognitive development (MATHS)

Name

Date

COMPARING NUMBERS TO 100 SHEET 4


> is greater than	< is less than	= is equal to
10 > 7	3 < 6	7 = 7

- | | |
|---------------|---------------|
| 1) 15 ___ 18 | 11) 31 ___ 25 |
| 2) 20 ___ 14 | 12) 46 ___ 38 |
| 3) 12 ___ 12 | 13) 37 ___ 39 |
| 4) 17 ___ 20 | 14) 41 ___ 41 |
| 5) 24 ___ 32 | 15) 39 ___ 43 |
| 6) 27 ___ 16 | 16) 50 ___ 37 |
| 7) 19 ___ 12 | 17) 26 ___ 22 |
| 8) 11 ___ 16 | 18) 50 ___ 80 |
| 9) 18 ___ 18 | 19) 24 ___ 37 |
| 10) 24 ___ 20 | 20) 70 ___ 40 |

RH MEMORIAL PUBLIC SCHOOL

Name _____

Date _____



1 TO 100 CHART 1A


Fill in the missing numbers

1			4		6				10
	12					17			
				25			28		
31			34					39	
		43							
	52								60
					66				
		73					78		
				85					
91						97			



Free Math Sheets, Math Games and Math Help

MATH-SALAMANDERS.COM




RH MEMORIAL PUBLIC SCHOOL

Name _____

Date _____



ADDITION – UP TO 12+12 SHEET 1



- | | |
|---------------------|---------------------|
| 1) $3 + 2 =$ _____ | 11) $2 + 5 =$ _____ |
| 2) $2 + 3 =$ _____ | 12) $5 + 3 =$ _____ |
| 3) $1 + 4 =$ _____ | 13) $7 + 2 =$ _____ |
| 4) $4 + 1 =$ _____ | 14) $1 + 7 =$ _____ |
| 5) $5 + 2 =$ _____ | 15) $5 + 2 =$ _____ |
| 6) $6 + 1 =$ _____ | 16) $4 + 4 =$ _____ |
| 7) $0 + 3 =$ _____ | 17) $2 + 6 =$ _____ |
| 8) $3 + 2 =$ _____ | 18) $1 + 9 =$ _____ |
| 9) $5 + 1 =$ _____ | 19) $3 + 5 =$ _____ |
| 10) $2 + 4 =$ _____ | 20) $8 + 2 =$ _____ |

Key question: what happens when you change the order of the numbers:
 $3 + 6$ and $6 + 3$; $2 + 5$ and $5 + 2$?



Cognitive Development (EVS)



My Body

Rearrange the letters to find the names of Body parts

- | | | | |
|----------|--------------|----------|-----------|
| A | rea..... | E | gel..... |
| B | ahnd..... | F | yees..... |
| C | oens..... | G | daeh..... |
| D | infegsr..... | H | cnek..... |

Fill in the blanks

- A** We can run with this part of body.....
- B** Total number of fingers in one hand.....
- C** Total number of toes an both legs.....
- D** We can see anything with this body part.....
- E** We can lift any object with this body parts.....

Draw the followings

- A** Eyes
- B** Ears
- C** Nose
- D** Hand

For more worksheet please contact

Visit : www.takshilalearning.com

Call us : 8800-999-280/8800-999-284

INTRODUCTION

1. My name is _____.
2. I am a _____.
3. I am _____ years old.
4. My school's name is _____.
5. My Phone number is _____.
6. My address is _____.
7. My best friend is _____.

Q.4 Encircle the odd.

(i) Foot leg knee Hand

(ii) Teeth tongue hair lips

(iii) Hand nose eyes ears

(iv) Arm shoulder teeth hand

RH MEMORIAL PUBLIC SCHOOL

1. Early literacy and language Development

RHYMES AND STORIES

THEME- EMPATHY

English Rhymes

Rainbow

I have rainbow -2

Green , blue, indigo go ,go, go .

Orange,Red , yellow you too go-go

Let the violet stay - stay - stay - stay.

Hindi Rhymes

सात रंग

इन्द्र धनुष के सात रंग ,

सदा हमेशा रहते संग-2

बैंगनी नीला और सफेद ,

करते नहीं कभी ये भेद-2

नारंगी और ये रंग पीला

,

कर देते सबको रंगीला -2

हरा और सजीला लाल,

रंग देते ये सारा साल -2

By "Valiant Warriors of
RHMPs"

कल्लू पहलवान

एक बहुत ही गरीब बच्चा था। उसका रंग काला था इसलिए उसे सब कल्लू कहकर बुलाते थे , जिससे उसे अपने काले रंग पर बहुत दुख होता था। जिसके कारण उसने हीन भावना पैदा होने लगी , एक दिन मैं बहुत उदास था , तब उसने अपने गांव में कुश्ती की घोषणा सुनी और वह उसे देखने के लिए गया। वहां जाकर उसे बहुत अच्छा लगा और अब मैं वहां रोज जाने लगा। जिससे उसमें कुश्ती सीखने की जिज्ञासा उत्पन्न हुई और वह अच्छी कुश्ती करने भी लग गया। देखते -देखते वह एक प्रसिद्ध पहलवान बन गया और उसके पास बहुत सारे पैसे भी आ गए और एक अमीर आदमी बन गया। अब उसे सब प्यार करने लगे और मैं कल्लू के कल्लू पहलवान कहलाने लगा शिक्षा व्यक्ति रंग रूप से नहीं अपने गुणों से पहचाना जाता है।

RH MEMORIAL PUBLIC SCHOOL


WELCOME TO SCHOOL CHRONICLES

Welcome to school Chronicles Ms Kiran was a teacher in primary school ,one day she couldn't help but overhear that all the children were degrading each other because of the looks Motu said : you are so thin and weak .have you even looked at yourself ? Lambu said : omg you are one to say ,you are so short They kept on hurting each other and calling out to other people .they had no respect for each other or for each other's qualities . Reena said : you are very ugly Meena ,look at that shabby hair ,do you even know a shampoo? Meena said : don't say that reena,God made me this way. None of the kids respected each other and everyone said something offensive to the other one Ms Kiran was not at all happy with this behavior and took the children to perform an experiment close to her heart . She took out a prism and divided the kids in a group of two and told them to find the angle at which two prism are kept to covert rainbow colours into white light The children kept bickering and had severe miscommunication between then and none of them were able to answer the question Upon seeing them fail ,she divided the group according to their tasks and dictated the precise steps of the experiment. the children soon began achieving results without fighting or bickering Me Kiran told the kids that no matter how a person looks everyone is unique and precious and performs their own assigned task in their own way and none of us have any right to judge them or tease them. just like the precious white colour cannot be formed without the seven rainbow colours the class is also a rainbow and everyone's adword output it is necessary in order to get the desired result so every child should be respected.

MORAL :WORDS SAIS BY MS KIRAN HAD A LONG LASTING EFFECT ON THE CHILDREN AND THE NEVER CALLED EACH OTHER FUNNY NAMES. AFTER THE INCIDENT STARTED RESPECTING EACH OTHER AND THEIR TALENT

(By "Principal ma'am of RHMPs"

dit with WPS Office



कक्षा : 2 दिनांक: 16.9.20

नाम:

उचित संज्ञा से खाली स्थान भरिए -

तितली	पतंग	घर	दिल्ली	कोयल
शेर	आसमान	बच्चे	फल	मछली

1. जंगल का राजा _____ है।
2. फूल पर _____ बैठी है।
3. मोहन का _____ है।
4. पिताजी बाज़ार से _____ लाए हैं।
5. बगीचे में _____ खेल रहे हैं।
6. रमेश _____ उड़ा रहा है।
7. _____ नीला है।
8. तालाब में _____ तैर रही है।
9. _____ गाना गा रही है।
10. लालकिला _____ में है।

RH MEMORIAL PUBLIC SCHOOL

आ' की मात्रा लगाओ- (Add 'आ' matra)

क + = ऀ-----

ग + = ँ-----

इ-ई की मात्रा लगाओ- (Add इ- ई matra)

क + = ऀ-----

ग + = ँ-----

घ + = ऀ-----

ण + = ँ-----

दिए गए वर्णों में 'आ' और इ - ई की मात्रा लगाओ-

अ	आ	इ	ई
क	-----	-----	-----
र	-----	-----	-----
च	-----	-----	-----

RH MEMORIAL PUBLIC SCHOOL


ENGLISH

Name _____ **Noun Sort** ____ / 12

Cut out the words and glue them in the correct column.

Person	Animal	Place	Thing

© Mrs. Mary Beth Brown



RH MEMORIAL PUBLIC SCHOOL



Name: _____

CCSS 1.L.1.b Use common, proper, and possessive nouns.

Singular and Plural Nouns

A singular noun names one person, place, or thing.

example: One dog barked last night.

A plural noun names more than one person, place or thing.

example: Three dogs barked last night.

Add an *s* to many singular nouns to make them plural.

Directions: Write the plural form of the singular noun.

1. table _____

2. friend _____

3. spoon _____

4. hat _____

5. phone _____

6. lamp _____

7. cow _____

8. teacher _____

9. car _____

10. park _____

11. plant _____

12. toy _____

13. book _____

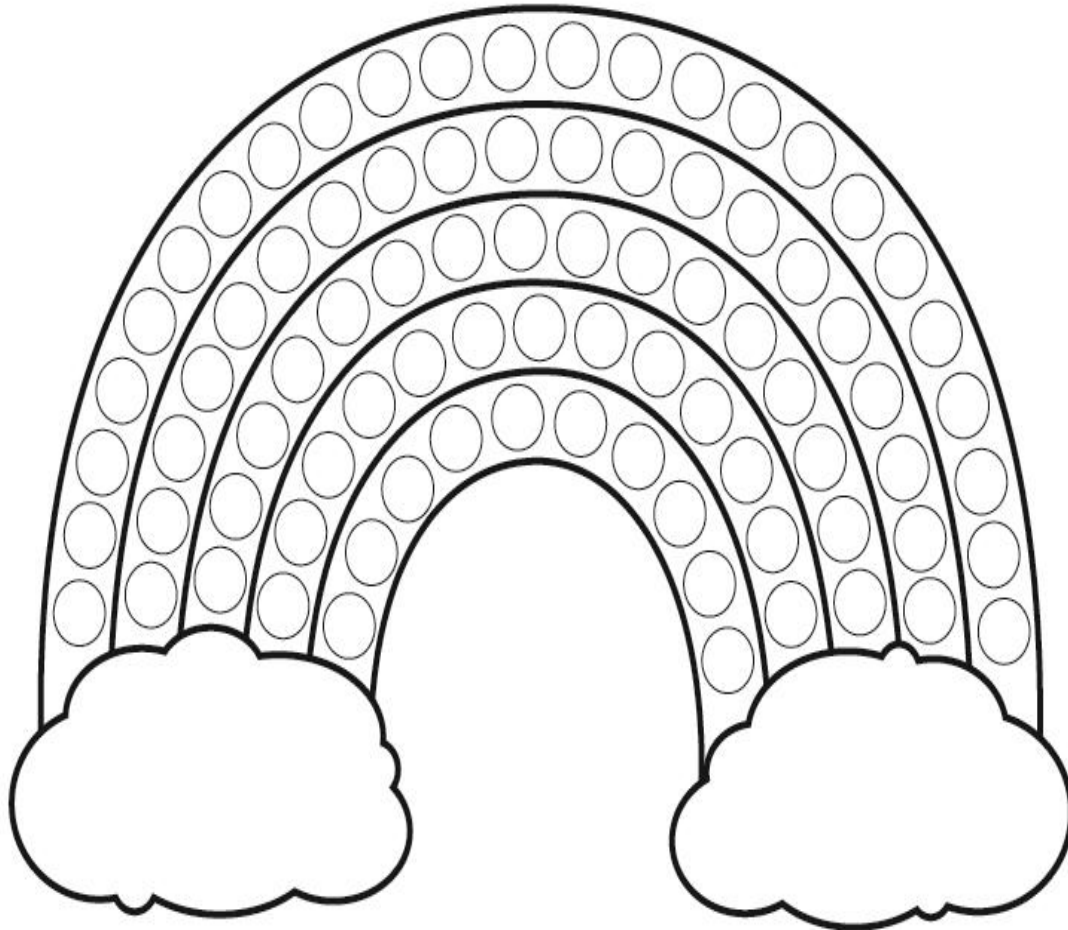
14. zebra _____

15. rock _____

16. store _____

FINE MOTOR DEVELOPMENT

JetPens COLORING PAGE | Finger Painting: Rainbow



Gross motor development



KIDS YOGA



TREE POSE



CAMEL POSE



**LORD OF THE
DANCE POSE**



CHAIR POSE



**BIG TOE
POSE**



**TRIANGLE
POSE**



BOW POSE



BOAT POSE



**SCORPION
POSE**



**DOWN DOG
POSE**



**WARRIOR
POSE**



PLANK POSE



COW POSE



**SEATED SIDE
POSE**



**WARRIOR 2
POSE**



LUNGE POSE

Socio emotional development

DAILY ROUTINES



get up



make bed



wash hands



wash face



have a shower



comb hair



have breakfast



brush teeth



get dressed



go to school



learn at school



have lunch



get back home




have dinner



do homework



read a book



watch TV



go to bed



sleep

RH MEMORIAL PUBLIC SCHOOL

COLOUR IT

I love my cat

