



R.H. Memorial Public School

Social Reforms By Education With Edutainment

(Affiliated to CBSE, New Delhi, Affiliation No : 531024, School Code : 40972)

Sec-87, KANKROLA (GURUGRAM)



HOLIDAYS HOMEWORK



FIVE DOMAINS OF CHILD DEVELOPMENT

1. COGNITIVE DEVELOPMENT
2. SOCIO EMOTIONAL DEVELOPMENT
3. EARLY LITERACY LANGUAGE DEVELOPMENT
4. PHYSICAL DEVELOPMENT (FINE MOTOR AND GROSS MOTOR)
5. CREATIVE ART & AESTHETIC APPRECIATION

Name- _____

Class- _____





Domain	Description of Development
Physical	growth in size and weight, development of senses and physical skills
Cognitive	brain and intellectual development
Social	Ability to interact with others
Emotional	Ability to self-regulate emotions, sense of identity and self-esteem



Happy Trails
study Easy

Name: _____

Count the number of objects and colour the correct number below.





Happy Trails
study Easy

Missing numbers - 1 to 50




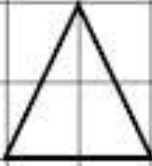
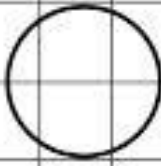

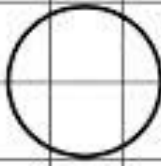
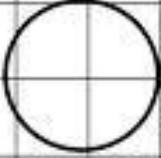

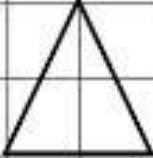
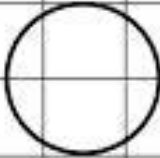
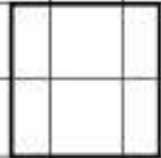
			16		30		44
				24		38	
1	6		18		32		
		12					47
	8			27			
4		14	21			42	
	10				36		

A M WORLD SCHOOL
(SENIOR SECONDARY)
SESSION: 2021-22
Summer Holiday Homework
CLASS - LKG

SUBJECT- MATHS




















Count and write the numbers of squares and colour them.

				
				
NUMBER OF SQUARES =				<input type="text"/>



Count the items and write in the box.

			=	<input type="text"/>			
			=	<input type="text"/>			
					=	<input type="text"/>	
						=	<input type="text"/>





Boat pose



Plow pose



Warrior pose



Camel pose

KIDS YOGA



Tree pose



Triangle pose



Down dog pose



Cobra pose

FIDGET SPINNER YOGA

Directions: Tape a colored triangle to create an arrow on one of the three circles of the fidget spinner. Place your fidget spinner in the middle of the big spinner. Spin the fidget spinner. When it stops, determine which yoga pose the spinner landed on. Spin the fidget spinner again and perform that yoga pose that it previously landed on for the entire time the fidget spinner spins.



www.YourTherapySource.com

Fidget Spinner Yoga







Happy Flower Name: _____

Color by Number

Directions: Use the code to color the picture.

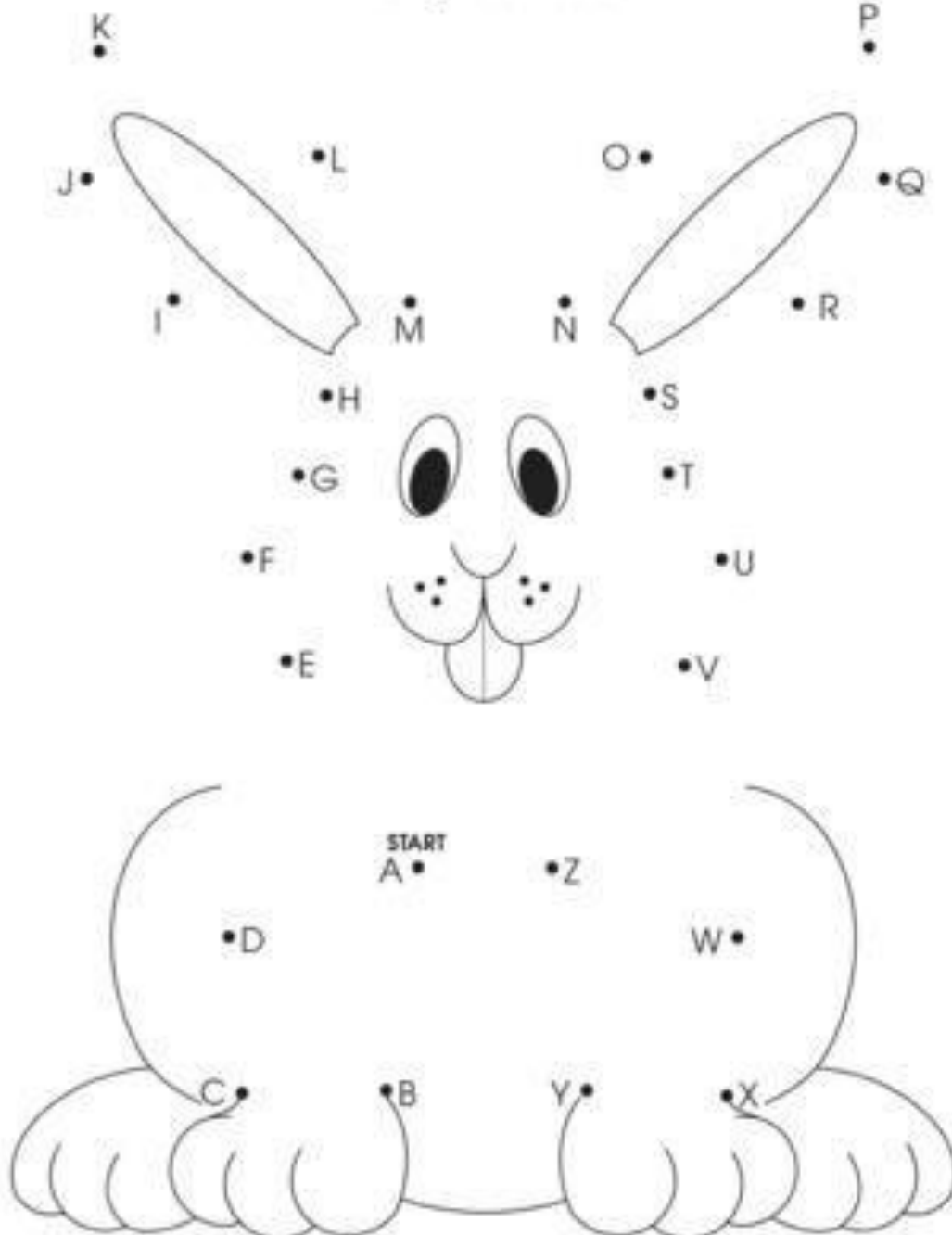


- 1- yellow
- 2- pink
- 3- orange
- 4- purple
- 5- green
- 6- black

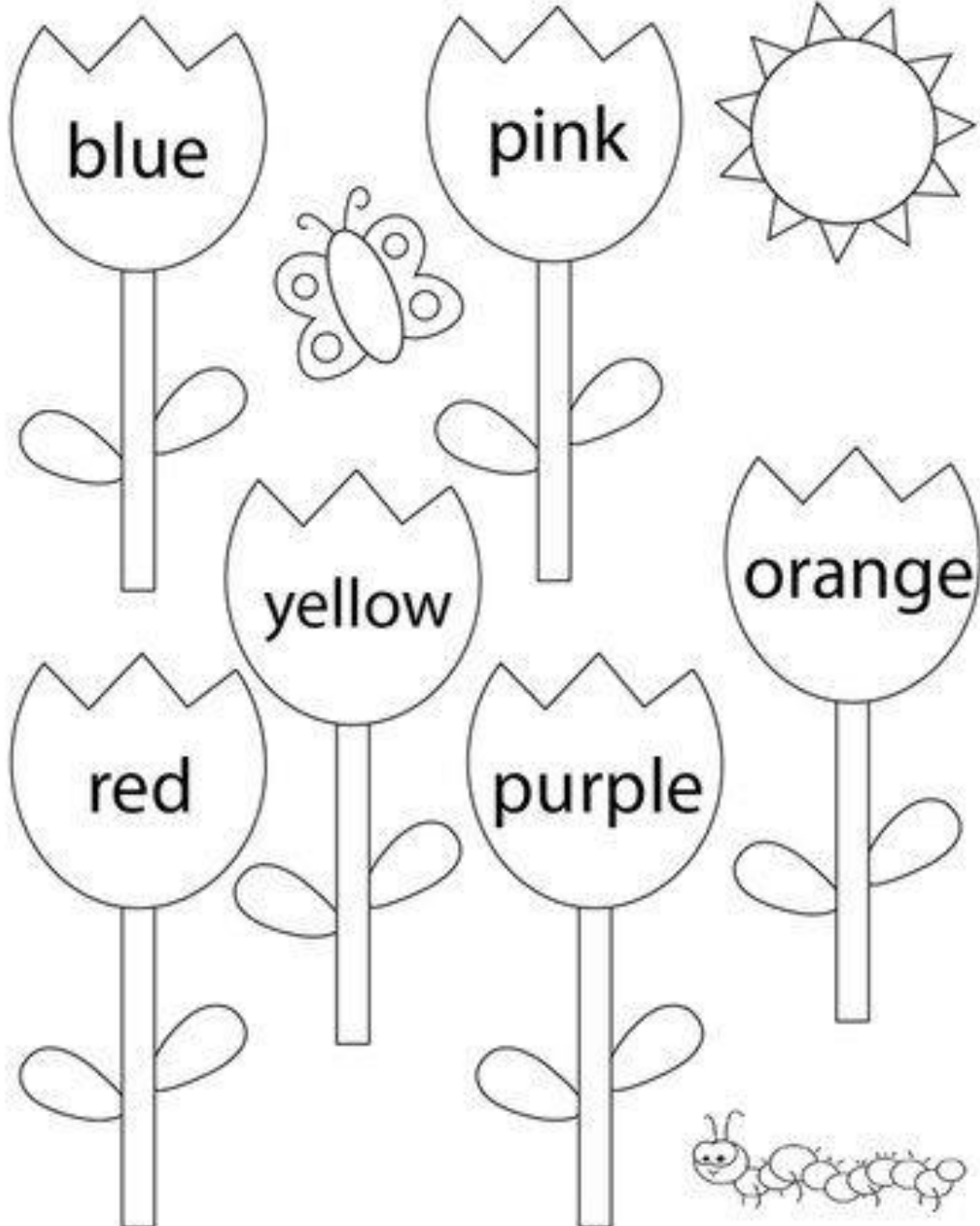


Name _____ Fun _____

Bunny Business



Colorful Tulips

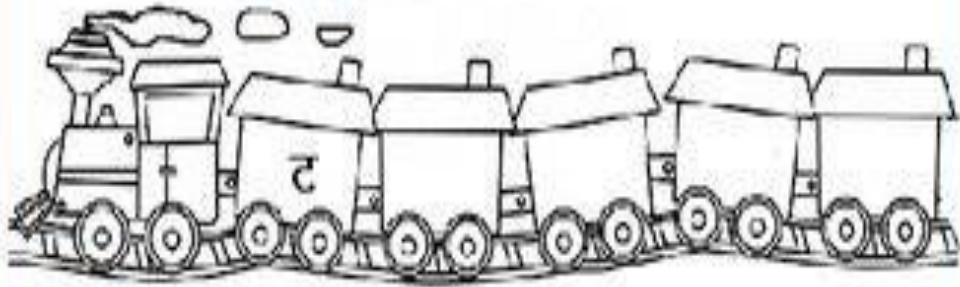
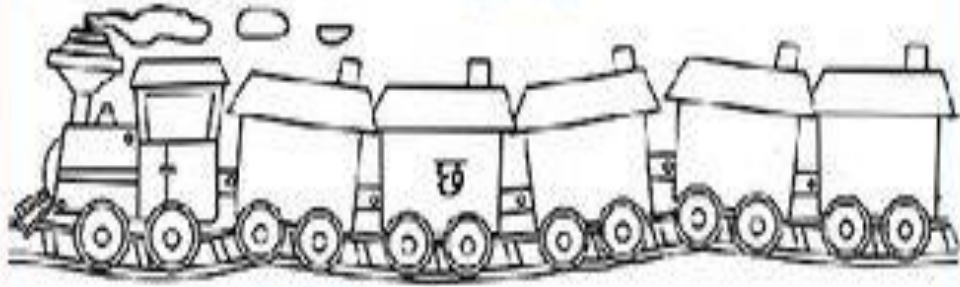



Class : _____

Date : _____

वर्णमाला

वर्णमाला पूरी कीजिए



1. Early literacy and language Development

RHYMES AND STORIES

THEME- EMPATHY

English Rhymes

Rainbow

I have rainbow -2

Green , blue, indigo go ,go, go .

Orange,Red , yellow you too go-go

Let the violet stay - stay - stay - stay.

Hindi Rhymes

सात रंग

इन्द्र धनुष के सात रंग ,

सदा हमेशा रहते संग-2

बैंगनी नीला और सफेद ,

करते नहीं कभी ये भेद-2

नारंगी और ये रंग पीला

,

कर देते सबको रंगीला -2

हरा और सजीला लाल,

रंग देते ये सारा साल -2

By "Valiant Warriors of
RHMPS"

कल्लू पहलवान

एक बहुत ही गरीब बच्चा था। उसका रंग काला था इसलिए उसे सब कल्लू कहकर बुलाते थे , जिससे उसे अपने काले रंग पर बहुत दुख होता था। जिसके कारण उसने हीन भावना पैदा होने लगी ,एक दिन मैं बहुत उदास था , तब उसने अपने गांव में कुश्ती की घोषणा सुनी और वह उसे देखने के लिए गया। वहां जाकर उसे बहुत अच्छा लगा और अब मैं वहां रोज जाने लगा। जिससे उसमें कुश्ती सीखने की जिज्ञासा उत्पन्न हुई और वह अच्छी कुश्ती करने भी लग गया। देखते -देखते वह एक प्रसिद्ध पहलवान बन गया और उसके पास बहुत सारे पैसे भी आ गए और एक अमीर आदमी बन गया। अब उसे सब प्यार करने लगे और मैं कल्लू के कल्लू पहलवान कहलाने लगा शिक्षा व्यक्ति रंग रूप से नहीं अपने गुणों से पहचाना जाता है।

WELCOME TO SCHOOL CHRONICLES

Welcome to school Chronicles Ms Kiran was a teacher in primary school ,one day she couldn't help but overhear that all the children were degrading each other because of the looks Motu said : you are so thin and weak .have you even looked at yourself ? Lambu said : omg you are one to say ,you are so short They kept on hurting each other and calling out to other people .they had no respect for each other or for each other's qualities . Reena said : you are very ugly Meena ,look at that shabby hair ,do you even know a shampoo? Meena said : don't say that reena,God made me this way. None of the kids respected each other and everyone said something offensive to the other one Ms Kiran was not at all happy with this behavior and took the children to perform an experiment close to her heart . She took out a prism and divided the kids in a group of two and told them to find the angle at which two prism are kept to covert rainbow colours into white light The children kept bickering and had severe miscommunication between then and none of them were able to answer the question Upon seeing them fail ,she divided the group according to their tasks and dictated the precise steps of the experiment. the children soon began achieving results without fighting or bickering Me Kiran told the kids that no matter how a person looks everyone is unique and precious and performs their own assigned task in their own way and none of us have any right to judge them or tease them. just like the precious white colour cannot be formed without the seven rainbow colours the class is also a rainbow and everyone's adword output it is necessary in order to get the desired result so every child should be respected.

MORAL :WORDS SAIS BY MS KIRAN HAD A LONG LASTING EFFECT ON THE CHILDREN AND THE NEVER CALLED EACH OTHER FUNNY NAMES. AFTER THE INCIDENT STARTED RESPECTING EACH OTHER AND THEIR TALENT

(By "Principal ma'am of RHMPS"

Name:-

Date:-

चित्र देखकर शब्द लिखो



